

# UT383S

## Digital Light Meter User Manual

### 1. Introduction

UT383S is a stable, safe, reliable mini digital light meter, widely used in lighting applications, agriculture and animal husbandry, mining enterprises, laboratory, office, household, street lights construction and others.

#### Features:

- Precise optical sensor
- User friendly operation: split design with extendable cable
- Clear reading: LCD screen

This user manual includes safety information and warnings. Please read this manual carefully and understand all warnings.

#### ⚠ Warning:


Before using the product, please read operation safety carefully.

### 2. Packaging list

Open the box and take out the meter. Please check carefully if any items are missing or damaged:

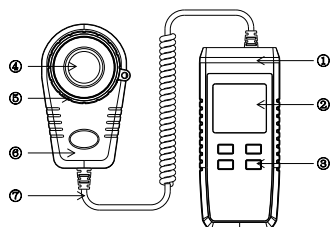
UT383S ----- 1  
Blister ----- 1  
User manual ----- 1

### 3. Operation safety

- Please check the meter and accessories for any damage or anomaly before using. Do not use the meter if the case is apparently damaged, LCD does not work or it is not working properly in any way.
- Follow operation instruction while measuring.
- Do not open the meter and change internal wiring to avoid damage.
- Replace the battery when  appears on screen. Remove the battery if the meter if not used for a long time.
- Do not store or use the meter in high temperature, high humidity, flammable, explosive or strong electromagnetic environment.
- Use soft cloth and neutral detergent to clean the case. Do not use abrasant or solvent.

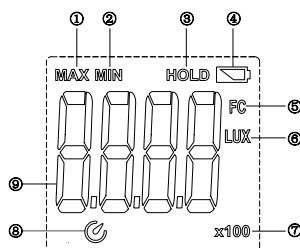
### 4. Structure

1. Host
2. LCD screen
3. Buttons
4. Illumination sensor
5. Sensor protection cover
6. Measuring probe
7. Extendable cable



### 5. Symbol

1. Max reading
2. Min reading
3. Data hold
4. Low power
5. FC(Foot candle)
6. LUX
7. Reading\*10 or reading\*100
8. Auto power off
9. Reading



### 6. Buttons

#### (1) : Power ON/OFF

Under OFF status: Long press 1s to turn on the device.

Under ON status: Long press 1s to enable or disable auto power off function. Short press to turn off the device.

#### (2) LUX/FC: Unit switch

During measurement, short press to switch the unit.

#### (3) MODE: MAX/MIN reading selection

Short press to switch between MAX/MIN values.

#### (4) HOLD/BL: Data hold/backlight

Short press to enable or disable data hold function.

Long press to turn ON/OFF backlight.

### 7. Technical specification

Range	Resolution	Accuracy	Note
0~199,900Lux	0~9999Lux	1Lux	Auto range switch
	≥10,000Lux	10Lux	
	≥100,000Lux	100Lux	
	0~999.9Fc	0.1Fc	
	≥1000Fc	1Fc	
	≥10,000Fc	10Fc	
		1Fc=10.76Lux	

#### A. General specification

- Display: 4 digit LCD screen. Max display: 9999
- Overload indication: When illumination is over 199900Lux, OL will be displayed.
- MAX/MIN reading display
- Data hold
- Backlight
- Auto power off: Automatic power off without operation for 5 minutes
- Sampling rate: 0.5s
- Drop test: 1m
- Battery: 3\*1.5V(AAA)

#### B. Environment limitation

- Indoor use
- Max altitude: 2000
- Pollution grade: 2
- Operating environment: 0°C~40°C (≤80%RH)
- Storage environment: -20°C~60°C (≤75%RH)

#### C. Electrical specification

- Accuracy: 0~9999Lux, ±(4%rdg+8dgt)  
≥10000Lux, ±(5%rdg+10dgt)
- Ambient temperature: 23°C±3°C
- Ambient humidity: ≤80%RH


### 8. Maintenance

#### 1. General

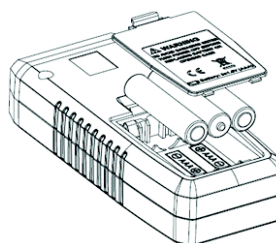
⚠ Warning: Please do not open the case, or it may influence the accuracy and damage the device.

- Clean the case with a damp cloth and detergent. Do not use abrasants or solvents
- The maintenance and service must be implemented by qualified professionals or designated departments.

#### 2. Battery replacement

To avoid false reading, replace the battery when the battery indicator  appears.

Battery type: 3\* 1.5V AAA



# UNI-T®

UNI-TREND TECHNOLOGY (CHINA) CO., LTD.

No6, Gong Ye Bei 1st Road,  
Songshan Lake National High-Tech Industrial  
Development Zone, Dongguan City,  
Guangdong Province, China  
Tel: (86-769) 8572 3888  
<http://www.uni-trend.com>



Certificate No. QAC2056661